

AAARGH!

IBM PC/TANDY 1000 REFERENCE CARD

LOADING INSTRUCTIONS

1. Load DOS.
2. At the A> prompt, type AAARGH and press RETURN or ENTER to load Aaargh!
3. When (if) prompted, select one or two players.

NOTE

Due to storage/memory restrictions, some versions will include the two player option and/or the fight scene between the Ogre and the Lizard, and some will not.

The two-player option is new for Aaargh!, since it has not been in any previously published machine versions to date. If it does not appear, it is because you need more RAM in your computer to implement this option. However, the game is plenty of fun with one player, as tens of thousands of present owners of Aaargh! will attest.

The fight scene is available only on the 3-1/2" version, since there was not enough room in the 5-1/4" version without encumbering the game with too many disk swaps. If you have the 5-1/4" version, don't worry - GETTING the egg is the big thing, not fighting to keep it. You have NOT lost a significant portion of the game.

CONTROLS

You may use keyboard, joystick or mouse to control your monster.

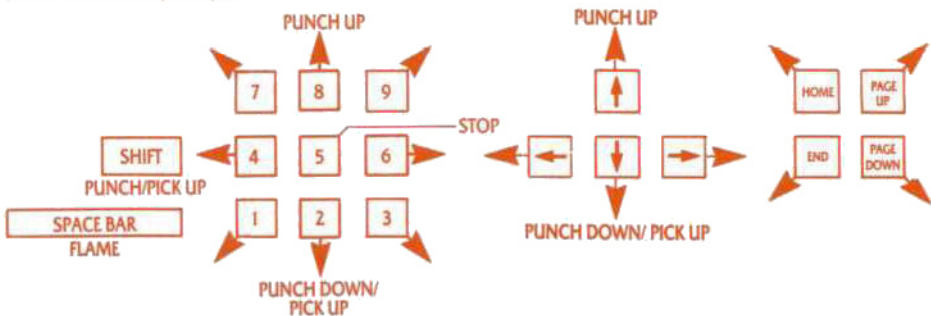
KEYBOARD

Use the number keypad to move left, right, up, down, or diagonally.

(If you have a computer without a keypad, use the arrow keys to move up, down, right and left, and the Home, End, Page Up and Page Down keys to move diagonally.)

To flame, first face the direction you want to breathe fire. Then press the spacebar.

To punch, first face the direction you want to punch. Then press the Return or Enter key to punch straight out (to punch up, or to punch down or pick up, you must also simultaneously press the directional key, 8 to punch up, 2 to punch down or to pick up).

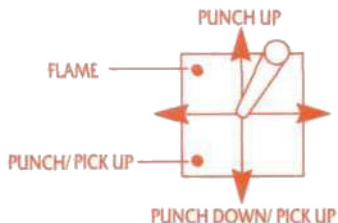


JOYSTICK

Use the stick to move left, right, up, down, or diagonally.

To breathe fire, first face the direction you want to flame. Then press the appropriate joystick button.

To punch, first face the direction you want to punch. Then press the appropriate joystick button to punch straight out (to punch up, or to punch down or pick up, you must also simultaneously push the stick up or down).

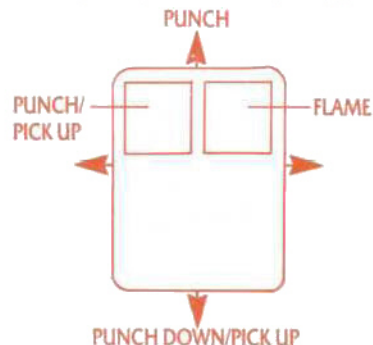


MOUSE

Move the mouse to move left, right, up, down, or diagonally.

To breathe fire, first face the direction you want to flame. Then press right mouse button.

To punch, first face the direction you want to punch. Then press the left mouse button to punch straight out (to punch up, or to punch down or pick up, you must also simultaneously move the mouse up or down).



OTHER CONTROLS

Pause Sound off/on Quit Restart



ARCADIA 711 West 17th St., Unit 69,
Costa Mesa, CA 92627. Tel. (714) 631-1001.